



## Gilco Scaffolding Co LLC

Chicago's Leading Scaffold Contractor Since 1938



Soldier Field ski jump built by Gilco in 1956.

Family Owned and Operated since 1938, Gilco Scaffolding is the Chicago-area leader in scaffold installations, rentals and sales. Well known for our dedication to safety, outstanding customer service and innovative designs, we can meet all of your worksite needs.

Scaffolds must be assembled and used in accordance with all OSHA and local safety regulations. Please remember that a safe worksite is more important than saving a few dollars. Scaffold safety rules are available at Gilco (and provided with every rental agreement) as well as at our website.

### Our expertise includes:



Built-Up Scaffold



Sidewalk Canopy



Powered Suspended Scaffold



Debris Chutes



Material Hoists



Wall Bracing



Shoring



Mast Climbers

### Gilco Scaffolding Co LLC

515 Jarvis Ave. Des Plaines, IL 60018

Office: 847-298-1717

Fax: 847-298-1797

Website: [GilcoScaffolding.com](http://GilcoScaffolding.com)

Email: [Sales@GilcoScaffolding.com](mailto:Sales@GilcoScaffolding.com)

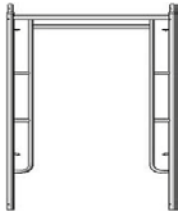
### We also provide:

- Structural Engineering and Stamped Drawings
- City of Chicago Permit Expediting

SAFETY • INNOVATION • SERVICE • INSTALLATIONS • RENTALS • SALES


# Scaffold Sales and Rental Guide

## Frames



Walk-Thru Frames

3'w x 6'4"h  
5'w x 6'4"h

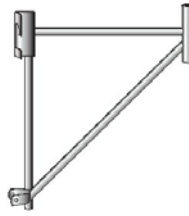


Ladders Frames

2'w x 3'h    3'w x 3'h    5'w x 3'h  
2'w x 5'h    3'w x 5'h    5'w x 4'h  
2'w x 6'4"h    3'w x 6'4"h    5'w x 5'h

Also available: Waco Style Frames                      5'w x 6'4"h

## Side & End Brackets/Outriggers



**SB22:** 22" Side Bracket

**SB30:** 30" Side Bracket

**SB Adjustable** for decks 22" to 30"

Also available: **OR:** 30" Outrigger (for wider base)



**EB22:** 22" End Bracket

**EB30:** 30" End Bracket

## Adjustable Legs / Base Plates



Adjustable Leg with Base Plate

Also available: Base Plate

Curved Plate

Swivel Base Plate



Adjustable Leg with Tube

## Casters



**RC8:** 8" wheel w/1-3/8" stem

**RC12:** 12" wheel w/1-3/8" stem

## Cross Braces



Sizes available:

**B52:** 5'w x 2'h

**B72:** 7'w x 2'h

**B102:** 10'w x 2'h

**B53:** 5'w x 3'h

**B73:** 7'w x 3'h

**B103:** 10'w x 3'h

**B54:** 5'w x 4'h

**B74:** 7'w x 4'h

**B104:** 10'w x 4'h

Horizontal/Diagonal Brace (Gooser)

**G7:** 7' Gooser; **G10:** 10' Gooser

## Guard Rails



Components available:

**GR2:** 2' Guard Rail

**GR7:** 7' Guard Rail

**GR5:** 5' Guard Rail

**GR10:** 10' Guard Rail

**GRP:** Guard Rail Posts

## Planking



Scaffold Plank

**SP6-6'** **SP8-8'** **SP10-10'** **SP12-12'** **SP16-16'**



Aluma Plank with Plywood Deck (19" wide)

**AP5 - 5'**

**AP7 - 7'**

**AP10 - 10'**

## Access Ladders/Stairs

**ALB:** Access Ladder Bracket

**AL6:** 6' Access Ladder

**AL3:** 3' Access Ladder

Stair Units: 5', 6'4"

Exterior and Interior Hand Rails: 5', 6'4"

Starter Bar